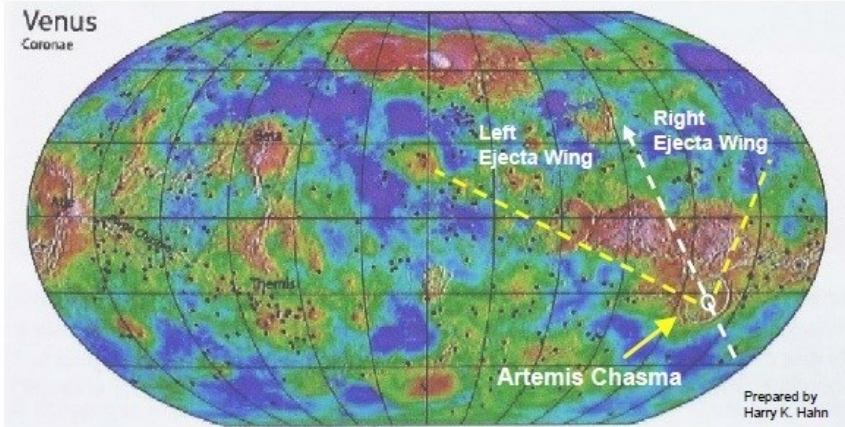


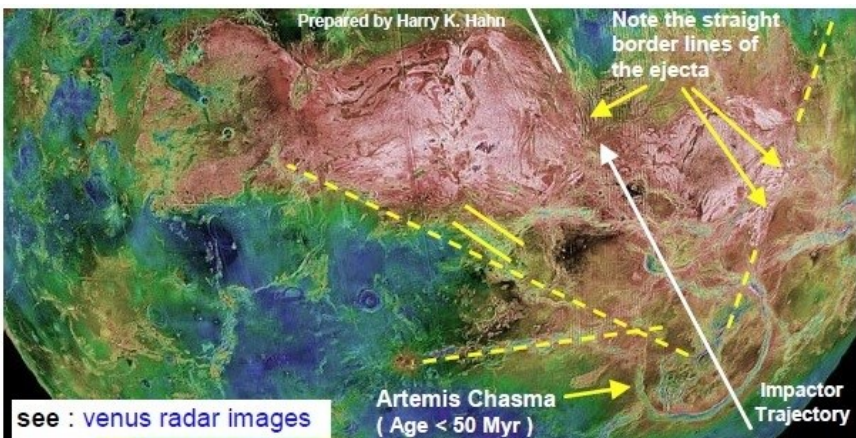
# Global Impact Event and Expansion Tectonics on Planet Venus → in the Artemis Chasma region

Conventional interpretations assign Venus a volcanotectonic surface pocked only by ~1000 small impact craters. But this is incorrect ! Much of venusian plains are full of 100-600 km circular structures. And there are dozens of circular basins reaching up to 2500 km in diameter. All these circular structures are impact structures ! And the larger ones with > 1000 km diameter are responsible for triggering extensive expansion tectonics on Venus.

The hard evidence for this statement will be Artemis Chasma, which was caused by the oblique impact of a large impactor > Ø 20 km with an orbit inclination > 45° ( → probably an Oort Cloud- or a Sagittarius-DG-Comet or -Asteroid ) !!



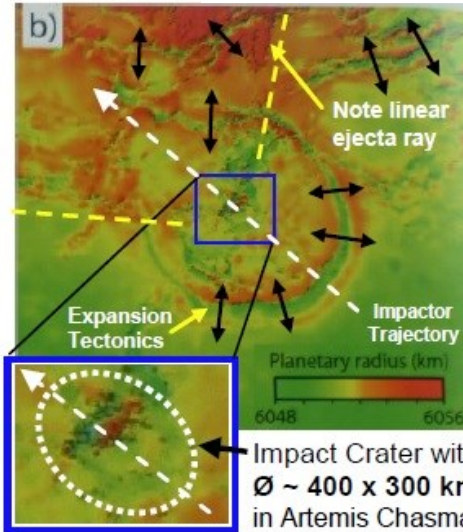
Topographic Map of Venus with coronae marked ( → black dots )



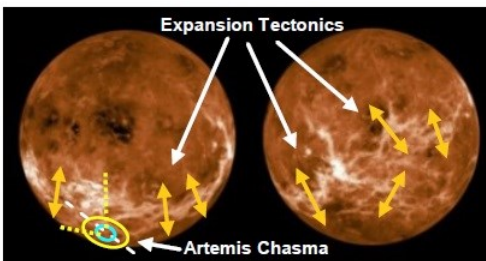
Topographic Map centered at 90° longitude ( Magellan datas )

Artemis Chasma is not a structure (coronae) which was caused by a mantle plume (current theory) ! Artemis Chasma definitely was caused by an impact !!


Prepared by Harry K. Hahn



There are a number of clear visible trendlines which mark the outline of the butterfly ejecta-blanket of this oblique impact !! And it is clear that the impact and the ejecta-impulses triggered global Expansion Tectonics on Venus, which is noticeable as a belt-like global fracture pattern (white) on the radar image below



I recommend to read the article : "An alternative Venus" from Warren B. Hamilton in the book : "Plates, Plumes and Planetary Processes" : ISBN 978-0-8137-2430-0

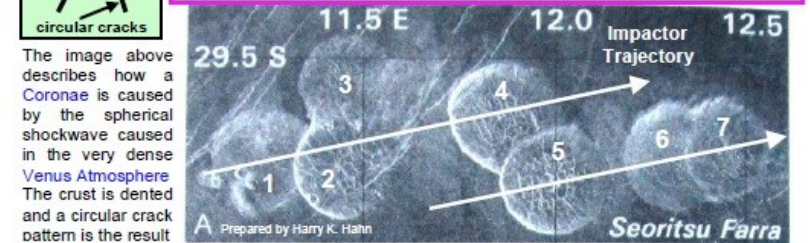


Note the nearly linear border line between coronae 2 & 3 !! Both coronae grew nearly simultaneously !! These are impact structures !



From all the Coronae structures shown on the image only a smaller structure ( Elza Crater ) is conventionally assigned an impact origin. However all these coronae structures are impact structures !! The large 200 km coronae ( Hervor Coronae ) is actually cut by 3 nested craters from almost simultaneous impacts ( by fragments of a comet or asteroid ), of which 1 cuts 2, which cuts 3 !

Coronae and Pancake Domes are definitely all impact structures ! Here coronae are probably the result of a powerful atmospheric shockwave which causes a dent in the crust which then leads to the circular fracture pattern. And Pancake domes result from spherical shockwaves raising from under the ground



These plain features commonly regarded as volcanoes that appear instead to be of impact origins. (A) Chain of low Pancake Domes which show eastward-younging cookie-cutter superpositions, not magmatic-interference patterns !, and that are probably constructs of impacts in soft sediments by fragments of a comet or asteroid which was disrupted by Venus' gravity.

